

A15 SHALLOW FLOW

Product Data Sheet



PRODUCT CODE	MATERIAL	L X W X H [mm]	WEIGHT [kg]
SCD1000	Polypropylene	1000 x 131 x 79 [External] 1000 x 88 x 56 [Internal]	1.2

Key Benefits

- Ideal for driveways and domestic traffic
- Lightweight for ease of installations
- Clip-down grate
- Easy to cut to length required
- Load tested to a rating of A15
- Manufactured using recycled material



Tested to BS EN 1433 A15 & conforms to building regulations

Product Overview

- Channels clip together for quick and easy installation
- Polypropylene slotted grate suitable for domestic applications
- End cap for male/female connections
- Choice of 9 vertical outlets on every channel length

Application

- Driveways [ideal in front of garages]
- Pathways [threshold drainage in front of doorways]
- Patios
- Gardens







Installation guidance and assistance is available
For further information, please call 0121 552 8887

info@polydraincivils.com | www.polydraincivils.com



ACCESSORIES

A15 Shallow Flow

DESCRIPTION		PRODUCT CODE	L X W [mm]	WEIGHT [kg]
A15 Shallow Flow End Cap Outlet		SCDEO	76 x 108	0.045
A15 Shallow Flow End Cap		SCDEC	76 x 108	0.015
A15 Shallow Flow Body Outlet		SCDBO	48 x 123	0.055
A15 Shallow Flow Quad Box		SCDQ	122 x 126	0.21



Installation guidance and assistance is available
For further information, please call 0121 552 8887

info@polydraincivils.com | www.polydraincivils.com

