

LOW FLOW CHANNEL DRAIN [50MM]

Product Data Sheet



PRODUCT CODE	MATERIAL	L X W X H [mm]	WEIGHT [kg]
LFCD1000	Polypropylene [Black]	1000 x 131 x 50 [External] 1000 x 100 x 30 [Internal]	1.1

Key Benefits

- Polypropylene grating [black]
- Built-in 90° corner
- Lightweight for ease of installations
- Clip-down grate
- Heelguard grates as standard
- Easy to cut to length required
- Load tested to a rating of A15
- Manufactured using recycled material
- No quad box required



Tested to BS EN 1433 A15 & conforms to building regulations

Product Overview

- Channels clip together for quick and easy installation
- Polypropylene slotted grate suitable for domestic applications
- End cap for male/female connections
- Choice of 8 vertical outlets on every channel length

Application

- Driveways [ideal in front of garages]
- Pathways [threshold drainage in front of doorways]
- Patios
- Gardens







Installation guidance and assistance is available
For further information, please call 0121 552 8887

info@polydraincivils.com | www.polydraincivils.com



ACCESSORIES

Low Flow Channel Drain [50mm]

DESCRIPTION		PRODUCT CODE	L X W [mm]	WEIGHT [kg]
Low Flow End Cap Outlet		LFECO	50 x 108	0.012
Low Flow End Cap		LFEC	50 x 108	0.01
A15 Shallow Flow Body Outlet		SCDBO	48 x 123	0.055
PVC Adaptor 110mm/50mm		THC11050	98 x 128	0.38



Installation guidance and assistance is available
For further information, please call 0121 552 8887

info@polydraincivils.com | www.polydraincivils.com

